



# Primate Master Record

ID 84Z


DOB 2/1/05

Date	BW	Fecal Float	Fecal culture	TB (eye)	CBC	B-Virus	Chemistry	Comments
12-12-07	3.570 kg		✓	✓ B	✓	✓	✓	
12-21-07				✓ B				
3-4-08	3.460 kg				✓			
6-24-08	3.60 kg				✓			
7-21-08	3.76 kg				✓			
7-28-08					✓			
8-04-08					✓			
8-11-08					✓			
8-18-08					✓			
9-16-08	4.00 kg				✓			
10-14-08	3.35 kg				✓			
11-10-08	3.95 kg				✓			
12-8-08	4.25 kg				✓			

# Necropsy Data Form

Prosector:

Date:	8/6/09	Vet/Investigator	Dr. [redacted]
Clinic Number		Clinic Name	AG
Client Last Name		Animal Name/ID	842
Species	Rhesus	Breed	Rhesus
Age		Sex	male
Weight	4.27		
Necropsy Release: Owner or clinic employee must sign the release at right and indicate necropsy type before the work can be done.	I, the undersigned, grant release for [redacted] to do a post-mortem examination on the above described animal as indicated to the right of this paragraph.  Signed: _____ <input type="checkbox"/> Owner or <input type="checkbox"/> Clinic Employee		<input type="checkbox"/> Complete post (not viewable)  <input type="checkbox"/> Cosmetic post (viewable)
Disposition of body	<input type="checkbox"/> Body to be returned to clinic. <input type="checkbox"/> Body to be incinerated by pathology service (we do not return ashes).		
		Tissue Blocking Information <span style="float: right;">000</span>	
Organ/System	Normal??	Description of abnormalities	
Skin/External	Normal <input type="checkbox"/>	thin	
Body Orifices	Normal <input checked="" type="checkbox"/>		
Subcutaneous tissue	Normal <input type="checkbox"/>	dehydrated	
Abdomen	Normal <input type="checkbox"/>	inflammation	
Thorax	Normal <input checked="" type="checkbox"/>		
Mouth	Normal <input checked="" type="checkbox"/>		
Esophagus	Normal <input checked="" type="checkbox"/>		
Stomach	Normal <input type="checkbox"/>	inflamed	
Duodenum	Normal <input type="checkbox"/>	hyperemic	
Pancreas	Normal <input type="checkbox"/>	hyperemic	
Jejunum	Normal <input type="checkbox"/>	- - -	
Ileum	Normal <input type="checkbox"/>	- - -	
Colon	Normal <input type="checkbox"/>	- - -	
Mesenteric LN	Normal <input type="checkbox"/>	atrophied	
Liver	Normal <input checked="" type="checkbox"/>		
Spleen	Normal <input checked="" type="checkbox"/>		
Adrenal glands	Normal <input checked="" type="checkbox"/>		
Kidneys	Normal <input checked="" type="checkbox"/>		
Ureters	Normal <input checked="" type="checkbox"/>		
Urinary bladder	Normal <input checked="" type="checkbox"/>		
Urethra	Normal <input type="checkbox"/>		
Reproductive	Normal <input checked="" type="checkbox"/>		
Thyroids	Normal <input checked="" type="checkbox"/>		
Trachea	Normal <input checked="" type="checkbox"/>		
Lungs	Normal <input checked="" type="checkbox"/>		
Heart	Normal <input checked="" type="checkbox"/>		
Brain	Normal <input checked="" type="checkbox"/>		
Spinal cord	Normal <input type="checkbox"/>		
Joints	Normal <input type="checkbox"/>		
	Normal <input type="checkbox"/>		
	Normal <input type="checkbox"/>		
	Normal <input type="checkbox"/>		
	Normal <input type="checkbox"/>		
	Normal <input type="checkbox"/>		
Other Description			

**Laboratory Animal Resources**  
University of Kansas Medical Center

You have added a record to the LAR Medical Records Database with the following information.

You may [print this page](#) to retain a copy of this record.

Record ID: **644208997**  
Record Added: **8/11/2009**

Procedure Date: **8/6/2009**  
Primary Investigator: [REDACTED]  
Protocol #: **2009-1815**  
Building/Room #: [REDACTED]  
Species: **Rhesus Macaque**  
Unique Animal ID: **84Z**  
Number of Animals Operated: **0**  
Animal Group ID:  
Surgeon:

**Surgical Procedures:****Non-Surgical Procedures:**

**Am Observation-Patient is sitting up this am, but still reluctant to move. Face is still very red, but screeching was not noted this am. Appetite is still decreased with only a small amount of fruit eaten, no biscuits. Patient drank approx 40% of gatorade. Noon-Patient is down in the cage and not responding to stimulation. Notify PI and continue supportive care. Afternoon-PI gave one dose of morphine to try and off set withdrawal signs, no progress. Patient is down and only minimally responsive. Able to pull patient out by hand and supplement with fluids and warm blankets. 6:30pm-Patient is unchanged-recommend euthanasia. 10:00pm-Patient euthanized per PI protocol.**

Survival Procedure: **False**  
Non-survival Procedure: **True**

**Drugs/Doses Used:**

**Morphine-PI records-approx 3pm. SQ fluids-120mls at approx 2pm-patient had drank well the night before-no fluids in the am. Warm blankets-wrap patient in warm blankets, repeat every 1-2 hours as needed.**

**Post Procedure Care:****Adverse Events:**

**Euthanasia recommend since patient is not responding to fluids and warming and appears to be getting worse. Compared to the other withdrawal monkeys, this individual is no recovering. Approx 10pm, all**

**staff and supplies organized and patient euthanized-see PI protocol.**

Suture Removal Date:


General Medical Data:

**Continued obserations and treatments for Morphine withdrawal. [REDACTED]**

[Update this information](#)

[Add another record](#)

[Return to Database Home](#)

**Laboratory Animal Resources**  
University of Kansas Medical Center

You have added a record to the LAR Medical Records Database with the following information.

You may [print this page](#) to retain a copy of this record.

Record ID: **732875339**

Record Added: **8/6/2009**

Procedure Date: **8/5/2009**

Primary Investigator: [REDACTED]

Protocol #: **2009-1815**

Building/Room #: [REDACTED]

Species: **Rhesus Macaque**

Unique Animal ID: **84Z**

Number of Animals Operated: **0**

Animal Group ID:

Surgeon:

Surgical Procedures:

Non-Surgical Procedures:

**AM observations-patient is very reluctant to move on stimulation. Once he got up, he screeched once and then fell back over. Moderate muscle tremors noted. Appetite is severely decreased, a couple biscuits eaten and some fruit. Gatorade is only approx 20% gone from yesterday. Noon-observation-Patient is up and sitting on perch, hunched posture, red face, but responsive. Patient ate most all fruit, a small amount of canned diet. Seems to be improving. PM observation-Patient is sitting up on floor, but reluctant to move, even when squeeze back was used. Gatorade is approx 20% gone. No screeching noted, but muscle tremors are present and significant. Appetite still is decreased, but soft biscuits are spread throughout cage bottom indicating some usage.**

Survival Procedure: **False**

Non-survival Procedure: **False**

Drugs/Doses Used:

Post Procedure Care:

**SQ fluids, PM-was able to lightly squeeze patient and provide 100mls of SQ saline over hip area-a small amount of hemorrhage noted on completion. Once finished the patient moved to the back of cage and layed down. Recommend continued obseration and assessment for fluid supplementation based on gatorade consumption.**

Adverse Events:

Suture Removal Date:


General Medical Data:

**Continued health obseravtions after Morhine Withdrawal.** [REDACTED]

[Update this information](#)

[Add another record](#)

[Return to Database Home](#)

**Laboratory Animal Resources**  
University of Kansas Medical Center

You have added a record to the LAR Medical Records Database with the following information.

You may [print this page](#) to retain a copy of this record.

Record ID: **-882365724**

Record Added: **8/4/2009**

Procedure Date: **8/4/2009**

Primary Investigator: **[REDACTED]**

Protocol #: **2009-1815**

Building/Room #: **[REDACTED]**

Species: **Rhesus Macaque**

Unique Animal ID: **84Z**

Number of Animals Operated: **0**

Animal Group ID:

Surgeon:

Surgical Procedures:

Non-Surgical Procedures:

**Am obs-Patient is active, but increased vocalization. Stool is formed but soft. Face and ears are erythematous. Appetite appears normal. Afternoon obs-Patient is screeching a lot, grimacing noted as well. Patient is laying down in the bottom of the cage and will only move when stimulated. Muscle tremors noted. Appetite is decreased-no biscuits eaten, but has eaten fruit. Gatorade added to cage. Evening obs (8pm)-Patient is down in the bottom of the cage laying on his side. Will move when stimulated, but very reluctant. Screeching is excessive and grimacing noted when ever moving, mild muscle tremors noted. Appetite is still decreased, has eaten some of the fruit provided, but no biscuits. Has not touched the gatorade.**

Survival Procedure: **False**

Non-survival Procedure: **False**

Drugs/Doses Used:

Post Procedure Care:

**Continue with gatorade and extra fruit. Continue observation, due to protocol restrictions, no other treatment as this time.**

Adverse Events:

Suture Removal Date:


General Medical Data:

**Health observations-morphine withdrawal started at noon on 8/3/09.**

[Update this information](#)

[Add another record](#)

[Return to Database Home](#)



You have added a record to the LAR Medical Records Database with the following information.  
You may [print this page](#) to retain a copy of this record.

Record ID: **-2017030321**  
Record Added: **8/4/2009**

Procedure Date: **8/4/2009**  
Primary Investigator: **[REDACTED]**  
Protocol #: **2009-1815**  
Building/Room #: **[REDACTED]**  
Species: **Rhesus Macaque**  
Unique Animal ID: **84Z**  
Number of Animals Operated: **0**  
Animal Group ID:  
Surgeon:

Surgical Procedures:

Non-Surgical Procedures:  
**Due to the increased stress of the morphine withdrawal, recommend d/c antibiotics. Potential for adverse affects from the antibiotics could worsen the clinical signs of withdrawal (GI upset, vomiting. Recommend recheck fecal and start antibiotics again if needed post withdrawal.**

Survival Procedure: **False**  
Non-survival Procedure: **False**

Drugs/Doses Used:

Post Procedure Care:  
**Recommend continued observation.**

Adverse Events:

Suture Removal Date:

General Medical Data:  
**D/C metronidazol and LAP due to morphine withdrawal per PI protocol. [REDACTED]**

[Update this information](#)

[Add another record](#)

[Return to Database Home](#)